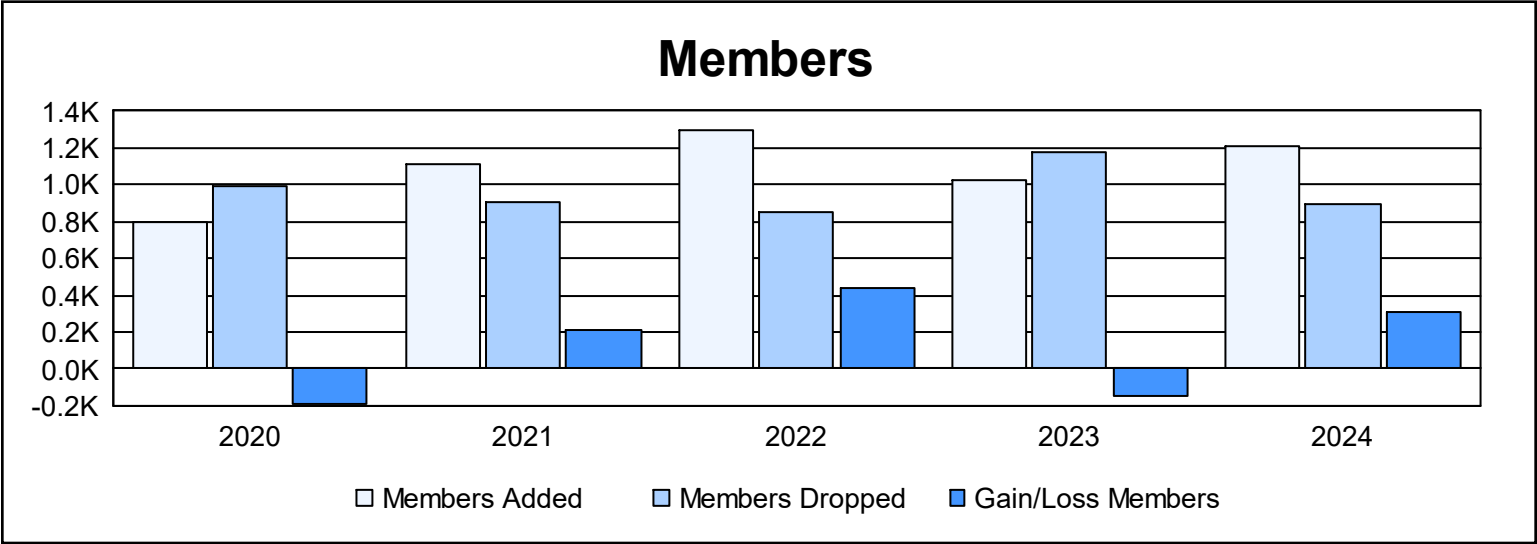
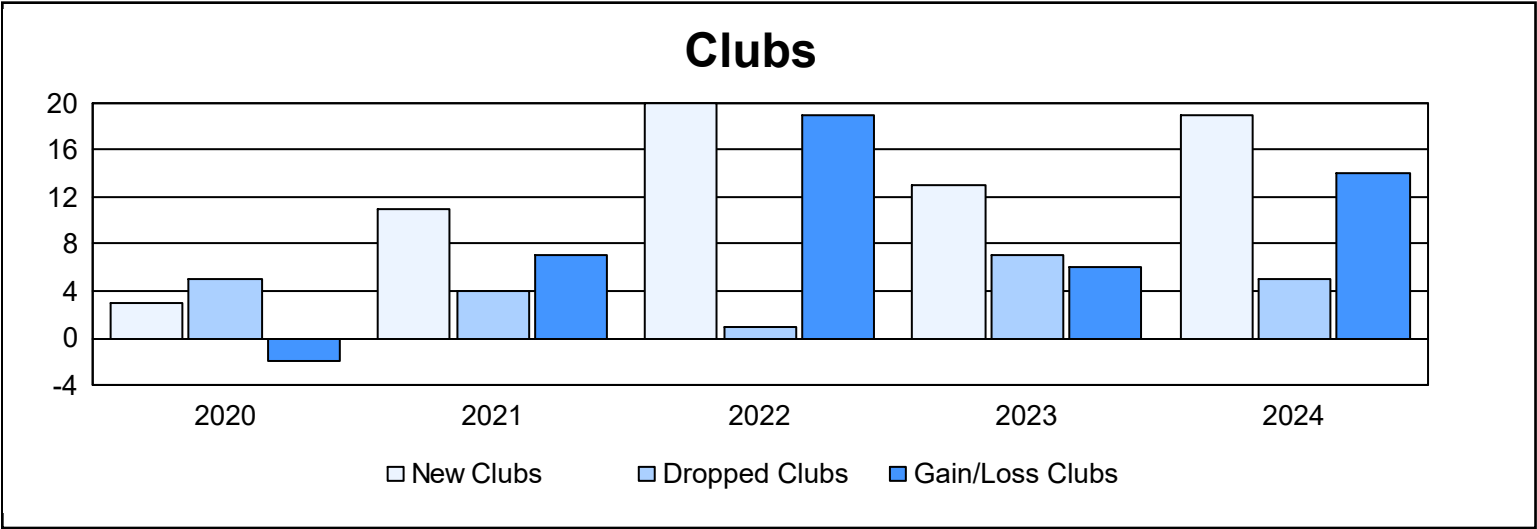
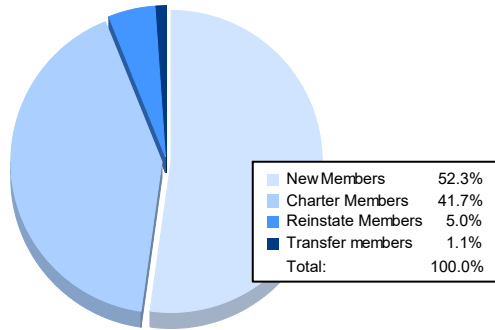


Year	New Clubs	Dropped Clubs	Gain/ Loss Clubs	New Members	Charter Members	Reinstate Members	Transfer Members	Total Member Added	Total Members Dropped	Gain/ Loss Members
2019-2020	3	5	-2	585	126	82	6	799	991	-192
2020-2021	11	4	7	707	375	30	5	1,117	910	207
2021-2022	20	1	19	723	537	29	6	1,295	852	443
2022-2023	13	7	6	627	317	66	18	1,028	1,178	-150
2023-2024	19	5	14	630	502	60	13	1,205	898	307
Average	13	4	9	654	371	53	10	1,089	966	123



### Membership Composition June 2024 Cumulative



### Gender Composition June 2024 Cumulative

